

# FACULTY PERFORMANCE 2008-2015

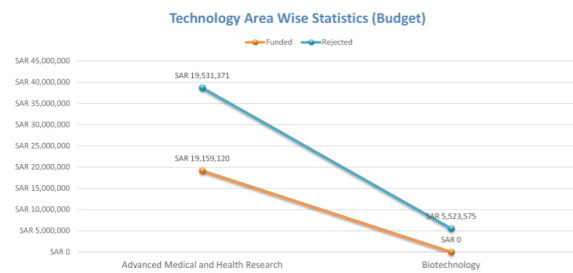
## AT A GLANCE

TECHNOLOGY AREA

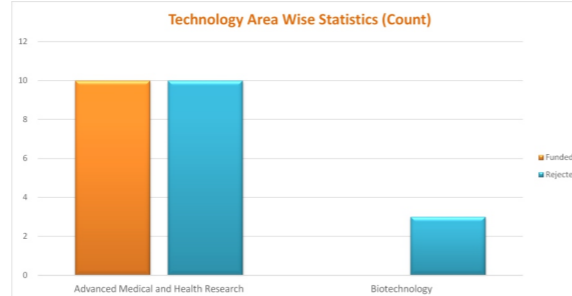
TERM/YEAR

OUTPUTS

#### TECHNOLOGY AREA WISE BUDGET



#### TECHNOLOGY AREA WISE PROJECTS



#### FACULTY RESEARCH LANDSCAPE SUMMERY

|  |            |  |
|--|------------|--|
| Total Number of Eligible Faculty Members FY 2012 at UQU                      | 3,546      | عدد أعضاء هيئة التدريس بالجامعة عام 2012                           |
| Total Number of Eligible Faculty Members FY 2012 at the Respective Institute | 220        | عدد أعضاء هيئة التدريس بالكلية عام 2012                            |
| Total Number of Faculty Members Applied for NSTIP                            | 23         | عدد أعضاء هيئة التدريس المتقدمين لمشاريع للخطة الوطنية             |
| Total Number of Successful Faculty Members for NSTIP                         | 9          | عدد أعضاء هيئة التدريس الحائزين بالمشاريع البحثية                  |
| Total Number of Funded Researches 2008-2015                                  | 10         | عدد الأبحاث الممولة منذ بداية الخطة                                |
| Total NSTIP Terms in which Researchers Applied for NSTIP Plan                | 8          | عدد فترات التقديم للمشاريع في برنامج الخطة الوطنية للعلوم والتقنية |
| Total Amount Applied 2008-2015   | 44,214,066 | مقدار التمويل المطلوب  |
| Total Amount Funded 2008-2015  | 19,159,120 | مقدار التمويل المقبول  |
| College's Success Ratio  | 43%        | نسبة قبول المشاريع للكلية  |
| Researcher's Success Ratio (Mean) Overall                                    | 39%        | نسبة الباحثين الحائزين للمشاريع                                    |
| Number of Successful Researchers vs Total Researchers in College             | 4.09%      | نسبة الباحثين الحائزين لعدد أعضاء هيئة التدريس بالكلية             |
| Number of Successful Researchers vs Total Researchers in University          | 0.25%      | نسبة الباحثين الحائزين لعدد أعضاء هيئة التدريس بالجامعة            |

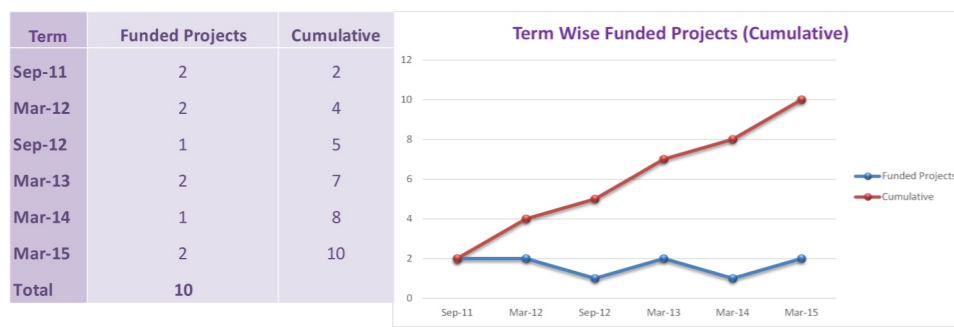
For near term growth (next 2-3 years), the medical & health research team can have 50 to 60 scientists (PhDs), with higher focus towards for physical therapies stated above, stem cell research, nerve regeneration therapy research, and gene-viro therapy research. Specialized labs for stem cell and tissue engineering, and genetics research (particularly for gene-viro therapy) will be required to focus on these areas. An advanced electronics lab will be required for testing improvements to physical therapy equipment, as well as labs for preclinical studies.

| Technology Area                      | Funded                | Rejected              | Total                 |
|--------------------------------------|-----------------------|-----------------------|-----------------------|
| Advanced Medical and Health Research | SAR 19,159,120        | SAR 19,531,371        | SAR 38,690,491        |
| Biotechnology                        | SAR 0                 | SAR 5,523,575         | SAR 5,523,575         |
| <b>Total</b>                         | <b>SAR 19,159,120</b> | <b>SAR 25,054,946</b> | <b>SAR 44,214,066</b> |

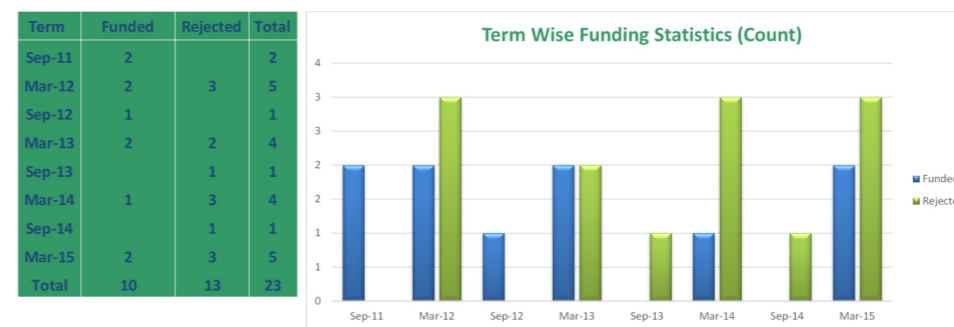
  

| Technology Area                      | Funded    | Rejected  | Total     |
|--------------------------------------|-----------|-----------|-----------|
| Advanced Medical and Health Research | 10        | 10        | 20        |
| Biotechnology                        | 0         | 3         | 3         |
| <b>Total</b>                         | <b>10</b> | <b>13</b> | <b>23</b> |

#### TERM WISE CUMULATIVE FUNDED PROJECTS




#### TERM WISE NUMBER OF FUNDED PROJECTS




#### RESEARCHERS WITH FUNDED PROJECTS

| NAME OF RESEARCHER                   | FUNDING               | PROJECTS  |
|--------------------------------------|-----------------------|-----------|
| Adel Galal Ahmed El-Shemi            | SAR 2,000,000         | 1         |
| Ahmed Mohammad Ahmed Ashshi          | SAR 1,999,830         | 1         |
| Amir El-Fiky                         | SAR 1,838,260         | 1         |
| Amr M. Mohamed                       | SAR 1,930,280         | 1         |
| Anwar Ebid                           | SAR 1,998,760         | 1         |
| Ashraf Abdelaal                      | SAR 1,992,340         | 1         |
| Basem Refaat                         | SAR 3,599,650         | 2         |
| Ehab Mohamed Abo El Soad Abd El Kafy | SAR 1,800,000         | 1         |
| Mohamed Alayat                       | SAR 2,000,000         | 1         |
| <b>Grand Total</b>                   | <b>SAR 19,159,120</b> | <b>10</b> |

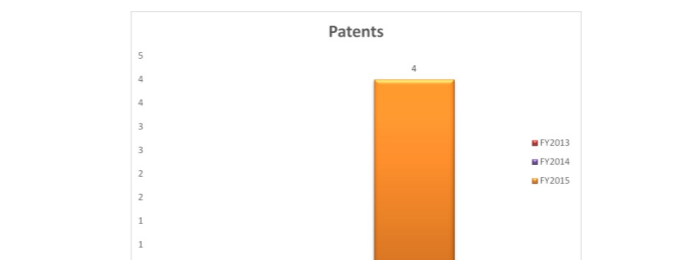
#### KPI | NUMBER OF PUBLICATIONS



#### KPI | NUMBER OF CONFERENCES



#### KPI | NUMBER OF PATENTS



| YEAR  | FY2008 | FY2009 | FY2010 | FY2011 | FY2012 | FY2013 | FY2014 | FY2015 |
|-------|--------|--------|--------|--------|--------|--------|--------|--------|
| COUNT | -      | -      | -      | -      | -      | -      | 5      | 6      |

| YEAR  | FY2008 | FY2009 | FY2010 | FY2011 | FY2012 | FY2013 | FY2014 | FY2015 |
|-------|--------|--------|--------|--------|--------|--------|--------|--------|
| COUNT | -      | -      | -      | -      | -      | -      | 1      | -      |

| YEAR  | FY2013 | FY2014 | FY2015 |
|-------|--------|--------|--------|
| COUNT | 0      | 4      | 0      |